

Common Questions

How many newspapers and magazines can I check out?

You have unlimited access to 7,000+ digital newspapers and magazines from around the world! There are no checkouts or due dates; all available issues can be accessed instantly and issues do not need to be “returned” by a certain date.

How long are back issues available?

Newspapers and magazines that have daily and weekly issues are generally available for 90 days after publication, monthly magazines are usually available for 12 months. This can vary from publication to publication depending on publisher restrictions.

Can I see only the news & publications that I am interested in?

Yes! In a internet browser, click on the Menu button in the upper left and choose **Home Feed**. In the app, tap on **For You**. In your Home Feed you can choose publications or topics to follow. The latest news stories and magazine issues will appear in your feed. You can add and remove publications and topics to personalize the information you see!

Why is there a “complimentary access” countdown?

PressReader requires that you sign in with your library card every 30 days. When the countdown reaches zero, simply sign in with your library card again.

Popular Publications

Access thousands of newspapers and magazines as soon as they are published.

Note: Available publications are subject to change.

Popular Newspapers:

Milwaukee Journal Sentinel
Chicago Tribune
Los Angeles Times
Washington Times
The Guardian (US edition)

Popular Magazines:

Backpacker	New York Magazine
Bicycling	Newsweek
Birds & Blooms	OK! Magazine
Car and Driver	PC World
Cosmopolitan	Popular Mechanics
Country Living	Popular Science
Family Handyman	Prevention
Field and Stream	Reader's Digest
Food Network	Rolling Stone
Girls' Life	Runner's World
Good Housekeeping	Smithsonian
Harper's Bazaar	Taste of Home
HGTV Magazine	Us Weekly
House Beautiful	Variety
In Touch Weekly	Woman's Day
Inc. Magazine	Women's Health
Marie Claire	Yoga Journal
Men's Health	

Need additional help?

care.pressreader.com

Brown County Library: 920-448-4400

www.browncountylibrary.org

**Download
newspapers and
magazines with your
library card!**



pressreader™



**Brown
County
Library**

**[browncountylibrary.org](https://www.browncountylibrary.org)
920-448-4400**

Log in to PressReader

Via an internet browser:


Go to pressreader.com in your internet browser and click on **Sign In** in the upper right hand corner of the page. Then...

Via the PressReader app:

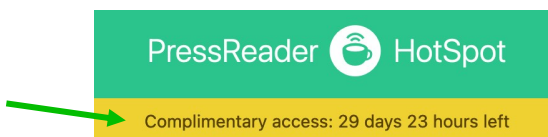
In the Apple App Store or Google Play Store, download and install the **PressReader** app. When you open the app for the first time you will be prompted to **Get Started**. Then...



Then:

1. Select **Library or Group**. 
2. Search for **Brown County Library** and select it from results list..
3. Enter your library card number and PIN (usually the last four digits of your phone number). Leave the “stay signed in” box checked. Select on **Sign In**.
4. You may be prompted to create a separate PressReader account—this is not necessary and you can hit cancel to skip this step.

Note: You may see a “complimentary access” message. This simply means that you will be prompted to log in with your library card number and PIN again to restart access after one month passes.



Questions? Call us at 920 448 4400

Exploring PressReader

Finding Newspapers & Magazines:

PressReader features thousands of newspapers and magazines from around the world. It is easiest to narrow publications by country, language, category and/or publication type. A good place to start is to narrow results to publications from the USA.

Reading in a Browser:

If using a browser, use the browse features on the left side of the screen. Click on the three dot menu in the upper right to sort results by popularity or alphabetical order.

Click on **Read Now** to read the current issue.



When reading, you can flip through pages by clicking and dragging to the right/left. Quickly zoom in on any area of the page by double clicking where you would like to zoom. Double click again to zoom back out. You can also scroll your mouse to zoom in and out.


Click on a headline to go to that article in text view. Scroll down to continue browsing through articles.

In the lower left, you can toggle between page view and text view.



For additional options, click on the Options button in the upper right.

To continue browsing publications, click on the Menu in the upper left and choose Publications.



Reading in the App:

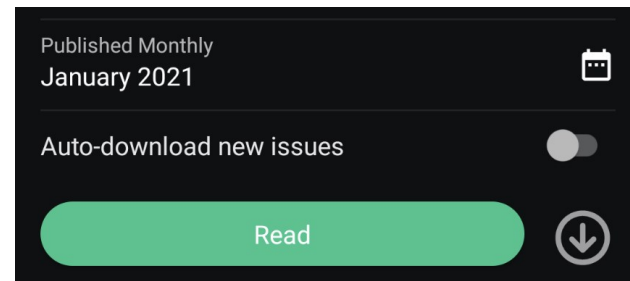
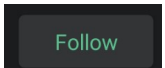
Scroll down in the Browse area to explore publications. You can also pull from right to left across the top to narrow by Country, Language, Magazines & Newspapers.

When you see a title that you would like to read, tap on the cover image.

Tap on **Read** to open the current issue, or scroll down to see back issues.

Tap on **Follow** to add the publication to your favorites.

Tap on the downward arrow to download the publication to your device.



Note: You can auto-download new issues, though these do take up space on your device. Visit the Download area of the app to delete old issues.

When reading, tap the center of the screen to see additional menus and options. Use the menus at the top and bottom of the screen to toggle settings, view the table of contents, alternate between page and text view, and more.

Use pinch zoom to enlarge the text.

Don't worry, there is nothing to return!

There are no limits to the number of publications that you can view and no due dates!